



Outdoor Flags

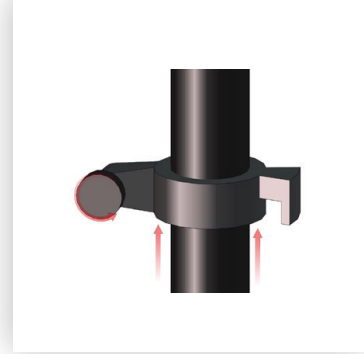
Setup Instructions



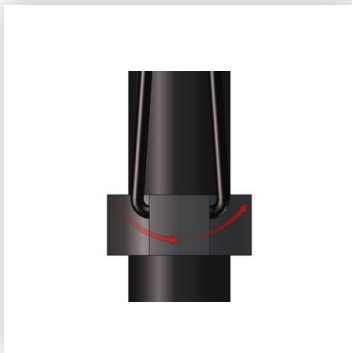
Feed pole through the pocket of the graphic.



Pull bungee cord through grommet hole.



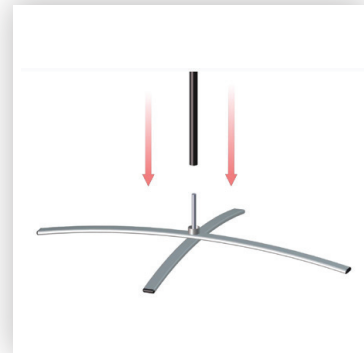
The hook can adjust to ensure it is in a good position.



Wrap the cord around the hook.




The graphic is now in place.



Place flag on base.



Assembly complete



SET-UP OUTDOOR FLAGS

Flag Size:	Number of Poles
Small	3
Medium	4
Large	4
Extra Large	5

